



Simple and easy appearance, in line with contemporary aesthetic concept. The product has the structure and appearance design patent. The lamp body adopts high-pressure cast aluminum and aluminum alloy, the surface is coated with outdoor used powder, double anti-corrosion to extend service life. This lawn lamp series uses LED. High efficiency constant current driver, ensure the light source is maximum used.

FIELDS OF APPLICATION

Office & Education, offices, open-plan offices, conference rooms, conference rooms, reception areas, counters, galleries, hotels, restaurants, living spaces

IEC 62717 LED-modules for general lighting – Performance requirements
IEC 62722-2-1 Particular requirements for LED luminaires

High Lumen Efficacy 115lm/W

Body - Die cast aluminum housing with solvent free powder coating

Diffuser - PMMA polycarbonate pattern lens.

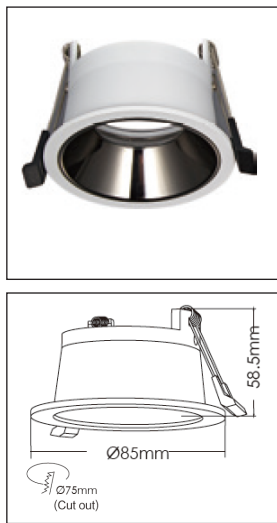
Glowing Wire Test - 850°

Temperature - ta=20 °C ~ ta max=50 °C

Class - III

Model --- **ANDI**

7 years Standard Guarantee
Guarantee



Default Available

ANDI-A-0-15-27-W-4W-IP20



Product Assistant Chart

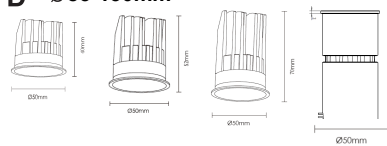
ANDI-	X	X	X	X	X	Size	A	B	C	D				
						Driver	0	1	2	3	4	5		
							On/Off	Dali	Dimmable	Phase Dimming	1-10	0-10		
						Beam Angle	15°	24°	36°	36°				
						Kelvin	27	30	40	50	60			
							2700K	3000K	4000K	5000K	6000K	RGBW TUN		
						Finishing	W/W	W/B	B/B					
							white	black						
Wattage							4W	6W	8W	10W	12W	15W	18W	20W

A - Ø85-85mm

B - Ø85-97mm

C - Ø85-115mm

D - Ø85-130mm



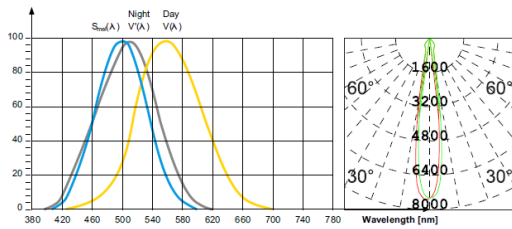
Lighting Customization Solution can offer you modifications for environment with higher options as a customized product.

IP-20 IP-44 COB McA Step 3 220~240V



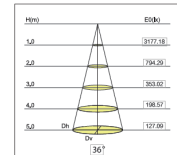
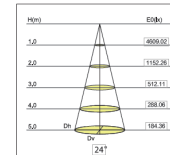
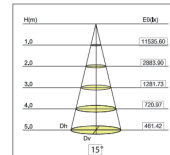
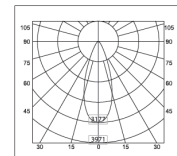
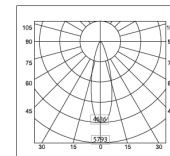
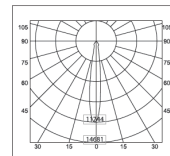
Relative spectral perception of brightness and melanopic effect

Effect as a percentage



Explanation of the three curves:
V(λ) = Perception of brightness, daytime seeing with the cones
V'(λ) = Nighttime seeing with the rods
S_w(λ) = Melatonin suppression with the photosensitive ganglion cells

Die Attach (Via Epoxy or Solder)



LED life time		Operating time 1,000 h										
Lamp Lumen Maintenance Factor	Lamp Survival Factor	1	10	20	30	40	50	60	70	80	90	100
L80	50,000 h	LLMF	1	0.96	0.92	0.88	0.84	0.80	0.76	0.72	0.68	0.60
		LSF	1	1	1	1	1	1	0.99	0.99	0.99	0.98
L80	100,000 h	LLMF	1	0.98	0.96	0.94	0.92	0.90	0.88	0.86	0.84	0.80
		LSF	1	1	1	1	1	1	1	0.99	0.99	0.99



LED

CRP-90

series wiring



LM-80



FLICKER FREE